


Two Worlds of
Larry Schulte




Full Moon, Gold
Woven Painted Paper
36"x36"



Bell Jar

Jenny Schulte


Bell Jar
Collage and Stitching on Book Page
12"x9"



Full Moon, Red Center, Pink Squares

Woven Painted Paper


36"x36"



© 2005 Young J. Smith

Young J. Smith

Hunger
Collage and Stitching on Book
Page, 12"x9"



Industrial Palace Inner Life

Young J. Smith

Industrial Palace, Inner Life
Collage and Stitching on Book Page
12"x9"



Tortuga Gallery

901 Edith Blvd. SE
Albuquerque, NM 87102
TortugaGallery.org

November 5-21, 2021

Walker Gallery

University of Nebraska - Kearney
Fine Arts Building, 2506 12th Avenue
Kearney, NE 68849

September 20 - October 21, 2021



innovation in fiber, art, + design

Two Worlds of Larry Schulte

The two worlds: the world before Covid and the world now.

My creative training is in the area of painting and weaving. At some point in my artistic career, more than forty years ago, the two merged and I began creating woven painted paper works. The process is a simple one:

- paint two pieces of paper (I use 100% cotton paper) – see images 1 and 2;
- cut one of the paintings into strips and attach the strips to stretcher bars – as in image 2;
- cut painting 1 into strips and weave into painting 2 – see image 3;
- attach ends of painting 1 to stretcher bars for completed piece – see image 4.

This process allows me to make large woven painted paper pieces. The largest I have made were six panels, each 8' x 4' and used as a stage set. Most of my work in this media are in a 3' to 5' range.

Though the process is simple, my work appears complex for two reasons. The individual paintings have each become complex. The weaving structure, rather than being a simple tabby weave (over, under, over, under) has been replaced by a twill weave variation (over 2, under 1, over 2, under 1).

Since the pandemic hit in March of 2020, I have not been able to work in my studio on these large woven painted paper pieces.

I needed to find something smaller, that I could work on at home. I had already been considering a collage with machine stitching project, and had completed a stitched collage piece in the studio (image 5). To that end, I had purchased several used books with

interesting images, with the thought of cutting up the images for collage pieces. One of the books was titled **Fritz Kahn**. Fritz was a German doctor (1888-1968) who was interested in illustrating how the human body worked as if the body's systems and organs were machines. The book is an oversize coffee table style book. In looking through the book, it occurred to me that rather than cut up the images, I could simply use the pages as a base for works on which I would collage and stitch.

Though my work has always been about color and pattern, it seemed appropriate during Covid to include body images, as a statement on the frailty of the human body. The completed works are all 12" x 9" and over 60 have been completed.




Image 1



Image 2



Image 3





Image 4



Image 5

Covid Images:

Bell Jar



Car Muscle Engine

Hunger

